

## TEST REPORT

APPLICANT : HANWHA L&C CORPORATION

REPORT NO. : D270-15-01312

SAMPLE RECEIVED DATE : 2015-08-03

REPORT ISSUED DATE : 2015-08-17

PAGE : 1 OF 3

SAMPLE DESCRIPTION : ONE(1) PIECE OF SUBMITTED CUTTING SAID TO BE INTERIOR FILM.

ITEM : BODAQ INTERIOR FILM Z825S

TEST CONDUCTED : AS REQUESTED BY THE APPLICANT, FOR DETAILS PLEASE SEE ATTACHED PAGES.

PREPARED AND CHECKED BY  
FOR FITI



SEONG-KEUN, JANG  
QUALITY MANAGER

AUTHORIZED BY  
FOR FITI



MOON-OK NOH  
PRESIDENT

※ Report Verification No.: 5G4P-6FPV-9JRR ※

(You can see the authenticity of your test report through the above "Report Verification No." at FITI homepage.)

### e-DOCUMENT SERVICE

The test results contained in this report are limited to results on the sample(s) that is provided by client and are not necessarily indicative or representative of the qualities of the lot from which the sample(s) was taken or of all products. Results contained in this report are not based on the quality certification of sample by the FITI quality certification program unless specifically requested by the client. Further use of the results of this report is prohibited unless allowed under a separate agreement set forth in an official document that is established between the client identified on this letter and the FITI.

REPORT NO. : D270-15-01312  
PAGE : 2 OF 3

TEST CONDUCTED

TEST RESULT

(01) ANTIMICROBIAL ACTIVITY AND EFFICACY ( JIS Z 2801 : 2010, FILM-CONTACT METHOD )


: CFU/cm<sup>2</sup>, VALUE OF ANTIMICROBIAL ACTIVITY log

		BLANK	#1
BACTERIA-1:	AT BEGINNING	1.3 X 10 <sup>4</sup>	1.3 X 10 <sup>4</sup>
	AFTER 24 h	1.9 X 10 <sup>4</sup>	7.5 X 10
	VALUE OF ANTIMICROBIAL ACTIVITY	-	2.4
BACTERIA-2:	AT BEGINNING	1.3 X 10 <sup>4</sup>	1.3 X 10 <sup>4</sup>
	AFTER 24 h	9.4 X 10 <sup>5</sup>	4.6 X 10 <sup>2</sup>
	VALUE OF ANTIMICROBIAL ACTIVITY	-	3.3

NOTE) · STANDARD FILM : STOMACHER®400 POLY-BAG

- TEST CONDITION : THE SOLUTION ARE FIXED AT (35 ± 1) °C, 90 % R.H. FOR 24 h,  
AND DETERMINE BACTERIA CELL GROWTH INHIBITION RATE BY POUR AGAR PLATE METHOD.
- TEST BACTERIA : BACTERIA-1 - *Staphylococcus aureus* ATCC 6538P  
BACTERIA-2 - *Escherichia coli* ATCC 8739
- ANTIMICROBIAL EFFICACY : THE VALUE OF ANTIMICROBIAL ACTIVITY SHALL NOT BE LESS THAN 2.0 log
- EXCLUSIVE OF PAPER LINER
- SEE ATTACHED PHOTOS

- SAMPLE PHOTO -



**e-DOCUMENT SERVICE**





The test results contained in this report are limited to results on the sample(s) that is provided by client and are not necessarily indicative or representative of the qualities of the lot from which the sample(s) was taken or of all products. Results contained in this report are not based on the quality certification of sample by the FITI quality certification program unless specifically requested by the client. Further use of the results of this report is prohibited unless allowed under a separate agreement set forth in an official document that is established between the client identified on this letter and the FITI.

REPORT NO. : D270-15-01312

PAGE : 3 OF 3

TEST CONDUCTED

TEST RESULT

<p align="center">- BACTERIA-1 : BLANK -</p>  <p># Blank Test Strain : <i>Staphylococcus aureus</i> ATCC 6538P fiti FITI 시험연구원 FITI Testing &amp; Research Institute</p>	<p align="center">- BACTERIA-1 : #1 -</p>  <p># Sample No. D270-15-01312 Test Strain : <i>Staphylococcus aureus</i> ATCC 6538P fiti FITI 시험연구원 FITI Testing &amp; Research Institute</p>
<p align="center">- BACTERIA-2 : BLANK -</p>  <p># Blank Test Strain : <i>Escherichia coli</i> ATCC 8739 fiti FITI 시험연구원 FITI Testing &amp; Research Institute</p>	<p align="center">- BACTERIA-2 : #1 -</p>  <p># Sample No. D270-15-01312 Test Strain : <i>Escherichia coli</i> ATCC 8739 fiti FITI 시험연구원 FITI Testing &amp; Research Institute</p>

**e-DOCUMENT SERVICE**

The test results contained in this report are limited to results on the sample(s) that is provided by client and are not necessarily indicative or representative of the qualities of the lot from which the sample(s) was taken or of all products. Results contained in this report are not based on the quality certification of sample by the FITI quality certification program unless specifically requested by the client. Further use of the results of this report is prohibited unless allowed under a separate agreement set forth in an official document that is established between the client identified on this letter and the FITI.